

Data Logger Remote Scanner DC6100

*For measurement needs from FA to fields
Various configurations with multiple channels and
fast recording!!*



Great extensibility of channels

From small-scale measurement at Lab (10 channels) to large-scale measurement at plant (up to 1,200 channels)

Multi-scan function

A single unit is capable of setting 3 scanning time. It allows effective use of internal memory or compact flash card by selecting optimal scanning time for each object to be measured.

High-speed sampling

Max. 10ms sampling when using 30 channels.
Max. 100ms sampling when using 1200 channels.

Input scanner

Five types of input unit are available: 10-ch temperature/voltage, universal, strain, 30-ch temperature/voltage and DI/ALM units.

Various measurement methods

Effective for repetitive test: selectable from Constant Interval, Variable Interval and Step-Trigger measurement methods.

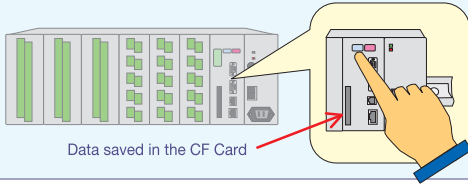
Online access function

Accessible to DC6100 via Internet and possible to do various settings, data monitoring, file control, time setting and emailing.

Measuring modes (3 types)

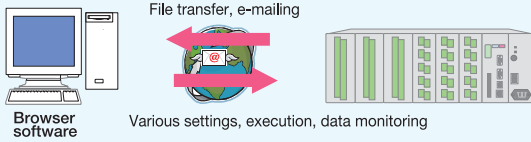
Stand-alone Mode

PC is not required. Pressing Start/Stop button enables data saving in internal memory and compact flash card.



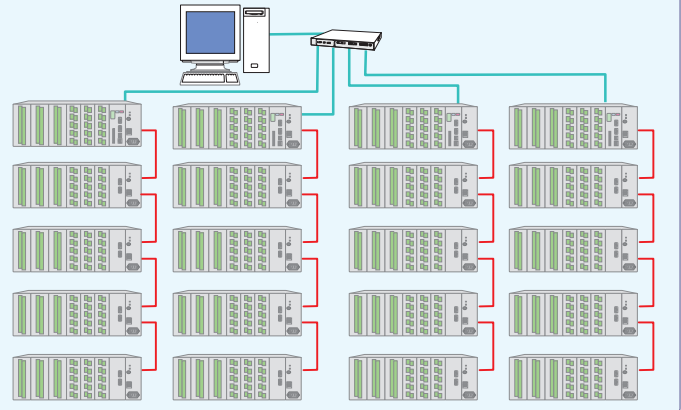
Web Mode

By accessing to DC6100 via Internet, various settings, data monitoring, file control, time setting and e-mailing are possible.



PC Control Mode

Using a host PC, large-scale measurement up to 1200 channels (20 units) is possible. Acquired data can be transferred to the PC and also saved in the internal memory and compact flash card.



Configuration

DC 6100 —

Select one from:

- C : Control unit
- E : Channel expansion unit

Select one from:

- A : AC power unit
- D : DC power unit

Select one from:

- 3 : 30-ch case
- 6 : 60-ch case

**If you select Control unit, AC power unit and 30-ch storage case, please order DC6100-CA3.

DC6100 mainframe

Item	Model				Note
Remote Scanner	DC6100—	<input type="checkbox"/>	<input type="checkbox"/>	<input type="checkbox"/>	Accessories: Screw driver for connection, terminal connector and PC control software
Selection of unit (To be installed at factory)	Control unit (DC61-101)	C			Select C or E.
	Control expansion unit (DC61-103)	E			
	AC power unit (DC61-102)		A		Select A or D.
	DC power Unit (DC61-104)		D		
	30-channel case (DC61-151)			3	Select 3 or 6.
60-channel case (DC61-152)			6		

Input unit

Item	Model	Note
10-ch temp/voltage unit	DC61-201	10 channels, screw connector
Universal unit	DC61-202	10 channels, screw connector
Strain unit	DC61-203	10 channels, bayonet miniature circular connector block
DI/ALM unit	DC61-204	Digital/pulse input 10 channels, Alarm output 4 channels, screw connector
30-ch temp/voltage unit	DC61-205	30 channels, screw connector

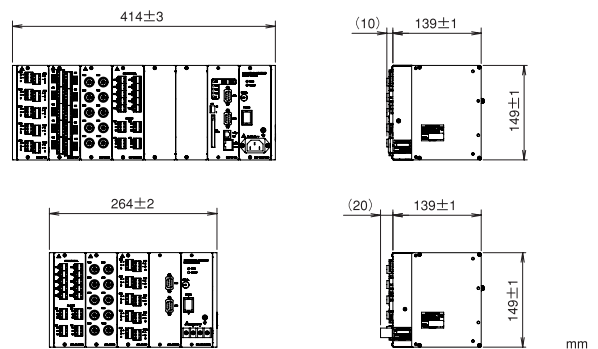
Options

Item	Model	Note
Blank Panel	DC61-210	Blank panel to cover open input unit slot
Carrying Kit	DC61-408	Handle, protector
DIN rail mount kit	DC61-409	DIN rail mounting attachment
Rack mount kit	DC61-410	Rack mount bracket for JIS standard
19-inch rack mount kit	DC61-414	19-inch rack mount bracket for EIA standard
Dustcover for 30 channels	DC61-411	Dust cover with protector
Dustcover for 60 channels	DC61-412	Dust cover with protector
Temp/voltage terminal block unit	DC61-331	Input terminal block
Universal terminal block unit	DC61-333	Input terminal block
DI/ALM terminal block unit	DC61-336	Input terminal block
Synchronizing cable for channel expansion	DC61-401	2m
Synchronizing cable for channel expansion	DC61-402	5m
Synchronizing cable for channel expansion	DC61-403	10m
Conversion cable for strain input	DC61-413	0.6m
Shunt resistor for current measurement	MAY250R00B	High precision resistor 250Ω, ±0.1%

Specifications

Item	Model	Specifications
Control unit	DC61-101	Required unit for a master device PC connection via either Ethernet (100base-TX) or USB (version 2.0) Built-in synchronized measurement function, internal memory 1GB Compact flash card slot Function to turn on/off expansion unit Can connect up to 4 slave units by exclusive-use connection cable to expand measuring channels.
Channel expansion unit	DC61-103	Required unit for slave units For connecting high and low order devices using exclusive-use cable to expand measuring channels, D-Sub 9pin connector x 2
AC power unit	DC61-102	AC power 90 to 264V AC (50/60Hz)
DC power unit	DC61-104	DC power 10.5 to 36V DC
30-ch case	DC61-151	Slots for power unit, control unit or channel expansion unit, and input unit (3 units)
60-ch case	DC61-152	Slots for power unit, control unit or channel expansion unit, and input unit (6 units)
10-ch temperature/voltage unit	DC61-201	Channel Input type 10 channels DC voltage: ±20mV, 200mV, 2V, 20V, 100V Thermocouple: R, S, B, K, E, J, T, N, W, PR, KpAu7Fe RTD: Pt100Ω/JPt100Ω, 3-line type, Current 0.3mA Contact: ON at 2kΩ or below, OFF at 5kΩ or over
Universal Unit	DC61-202	Channel Input type 10 channels DC voltage: ±20mV, 200mV, 2V, 20V, 100V Thermocouple: R, S, B, K, E, J, T, N, W, PR, KpAu7Fe Strain: ±20000με, ±200000με Contact: ON at 2kΩ or below, OFF at 5kΩ or over
Strain Unit	DC61-203	Channel Input type 10 channels DC voltage: ±20mV, 200mV, 2V, 20V, 100V Strain: ±20000με, ±200000με Contact: ON at 2kΩ or below, OFF at 5kΩ or over
DI/ALM Module	DC61-204	Channel Input type Output type Digital/pulse input: 10 channels, alarm output: 4 channels Pulse input and digital input (H/L) selectable by channel 4-point relay output (Select contact A or B by connection terminal)
30-ch temperature /voltage unit	DC61-205	Channel Input type 30 channels DC voltage: ±20mV, 200mV, 2V, 20V, 100V Thermocouple: R, S, B, K, E, J, T, N, W, PR, KpAu7Fe RTD: Pt100Ω/JPt100Ω, 3-line type, Current 0.3mA Contact: ON at 2kΩ or below, OFF at 5kΩ or over

Outline Diagram



CAUTION FOR SAFETY

Please read "WARNING" & "CAUTION" in the operation manual attached to the product carefully for proper operation before using the product.

NEC



www.instrumentation.it

INSTRUMENTATION DEVICES SRL

Via Acquanera 29, 22100 COMO (Italy) tel. +39.031.525391 - fax +39.031.507984 - info@instrumentation.it