

Compact Pressure Transducer for Harsh Environment



Features

- ➔ All Stainless steel
- ➔ Robust and reliable sensor
- ➔ Low thermal shifts
- ➔ Large Bandwidth

Applications

- ➔ Automotive - on vehicle
- ➔ Military
- ➔ Railway
- ➔ Test benches

The PHE220 series is designed to operate in the harshest environments, including wide operating temperature, mechanical shocks and vibrations. It is well adapted to embedded measurements, on vehicles, aircrafts or satellites. With pressure ranges available from -1 up to 600 bar, absolute or gage, its all stainless steel construction makes it usable with most fluids used in industry, even corrosive ones. The PHE220 is manufactured with the ruggedized and premium sensitive elements and components developed by EFE. Its manufacturing process, including traceable controls and special burn-in, gives the best insurance of high performance and stability in the most challenging applications. The choice of mechanical threads and electrical connections makes its installation easier.

Technical specifications

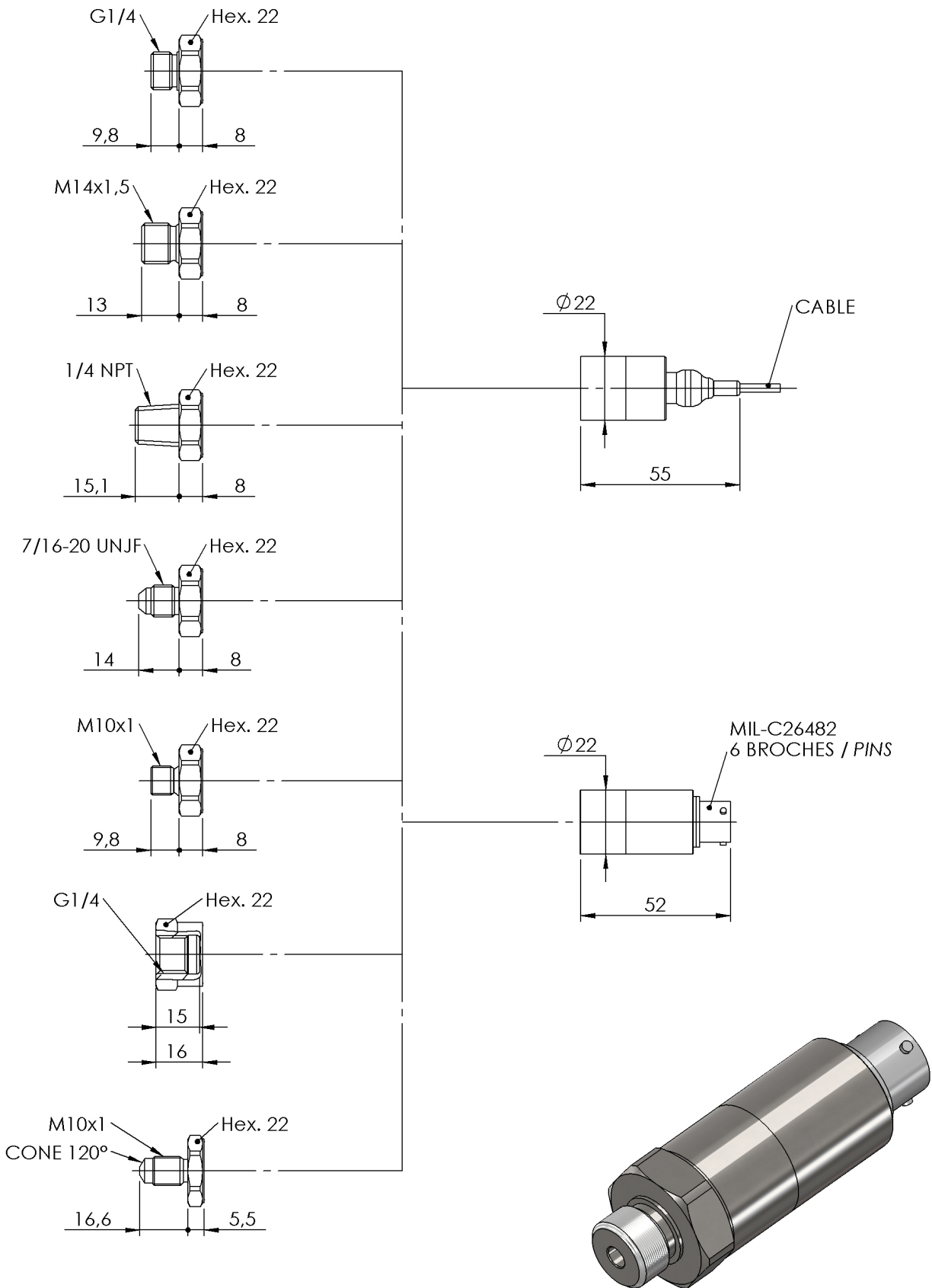
Pressure ranges (FS)	$\pm 100\text{mbar}$; $\pm 250\text{mbar}$; $\pm 500\text{mbar}$; $\pm 1\text{bar}$; $-1/+2\text{bar}$; $-1/+5\text{bar}$; 2bar ; 5bar ; 10bar ; 20bar ; 40bar ; 100bar ; 250bar ; 400bar ; 600bar ; $\pm 1.5\text{PSI}$; $\pm 3.5\text{PSI}$; $\pm 7\text{PSI}$; $\pm 14.5\text{PSI}$; $-14.5/+30\text{PSI}$; $-14.5/+70\text{PSI}$; 8000PSI ; 30PSI ; 40PSI ; 70PSI ; 150PSI ; 300PSI ; 500PSI ; 1500PSI ; 3000PSI ; 5000PSI
Type	Absolute ; Gage
Type (for ranges > 40 bar)	Sealed Gage
Safe overload	150% FS
Burst pressure	300% FS
Output impedance	> 3000 Ohms typ.
Input impedance	> 3500 Ohms typ.
Power supply	5 to 15Vdc
Consumption	< 10mA
Insulation	> 1000 MOhms under 50Vdc at ambient temperature
Output at -100%FS (only for \pm range)	Proportional to +100%FS

Technical Specifications


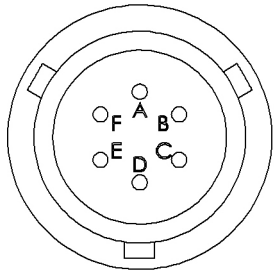
Output at 0%FS	0mV/V
Output at 100%FS (FS < 3bar)	3 to 10mV/V
Output at 100%FS (FS >= 3bar)	1.5mV/V nom.
Zero and sensitivity settings tolerances	±3% FS
Non linearity and hysteresis combined	±0.25% FS
Non repeatability	±0.02% FS typ.
Compensated temperature range	-40 to +125°C
Operating temperature range	-40 to +125°C
Combined thermal zero & sensitivity shifts	±1.5% FS from -40 to +125°C ; ±3% FS from -40 to +125°C for ranges < 1bar
Constant acceleration in linear vibrations	± 0.02% FS/g (frequency 20-2000Hz, 50g max.)
Mechanical shock	100g ½ sinus 1ms
Electrical protection	Protected against polarity inversion
EMC protection	Compliant to EN61000
Electrical connection	Hermetic MIL-C-26482 - 6 pins Receptacle Option : AWG26, Viton Jacketed Shielded Cable Ø3mm, 4 wires
Mechanical connection	1/4 Gaz A male ; 1/4 NPT male ; M14x1.5-4h male Option : 1/4 Gaz female ; 7/16-20 UNJF-3A male - MS33656-4 ; M10x1-4h male with 80° internal cone ; M10x1-4h male 120° cone
Material(s) of wetted parts	Stainless Steel 316L ; Stainless Steel 17-4PH ; Stainless steel 15-5PH
Weight	< 100g without cable
Enclosure protection	IP65 for absolute & sealed gage version


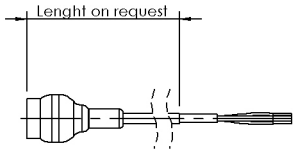
Codification

Compact Pressure Transducer for Harsh Environment	PHE22	1	S	8000PSI	A	01	03	D	1	1
Output Signal										
mV/V		1								
Material										
Stainless Steels			S							
Range										
Example				8000PSI						
Type										
Absolute					A					
Gage					G					
Sealed Gage					SG					
Mechanical connection										
M14x1.5-4h male						01				
1/4 Gaz A male						07				
1/4 Gaz female						08				
7/16-20 UNJF-3A male - MS33656-4						10				
1/4 NPT male						13				
M10x1-4h male with 80° internal cone						19				
M10x1-4h male 120° cone						21				
Electrical connection										
Hermetic MIL-C-26482 - 6 pins Receptacle							03			
AWG26, Viton Jacketed Shielded Cable Ø3mm, 4 wires							08/1m			
Compensated temperature range										
-40 to +125°C								D		
Non linearity and hysteresis combined										
±0.25% FS									1	
Combined thermal zero & sensitivity shifts										
±3% FS from -40 to +125°C for ranges < 1bar										1
±1.5% FS from -40 to +125°C										2



Dimensions : mm

	MIL-C26482 - 6 PINS		
	mV/V OUTPUT	PIN	
	+ EXCITATION	PIN A	
	+ SIGNAL	PIN B	
	- SIGNAL	PIN C	
	- EXCITATION	PIN D	
SENSOR HOUSING	PINS E & F		

	#26 AWG, 4 CONDUCTOR SHIELDED VITON CABLE		
	mV/V OUTPUT	CONDUCTOR	
	+ EXCITATION	RED	
	+ SIGNAL	GREEN / YELLOW	
	- SIGNAL	WHITE	
	- EXCITATION	BLUE / BLACK	
SENSOR HOUSING	SHIELD		

Agent :



E.F.E.
 L'ESSOR FRANCAIS ELECTRONIQUE
 16 Rue Porte a Bateaux - 27540 Ivry-la-Bataille - FRANCE
 Tel : 33 (0)2 32 22 35 05 - Fax : 33 (0)2 32 36 93 08
www.efe-sensor.com - infos@efe-sensor.com

